



Easy connection to the PC, Laptop not included in delivery

LAB LINE

The digital model for the flexible user in the laboratory and vocational training

Features

- The KERN OBD-1 is an excellent and robust laboratory microscope with integral, 3 MP camera for all common routine applications.
- English-language software is included.
- Thanks to the simple Koehler illumination, the adjustable field diaphragm and a pre-centred and height adjustable Abbe condenser with adjustable aperture diaphragm, these microscopes produce impressive images.
- The microscopes are equipped with diopter adjustment, wide field eyepieces and infinity corrected E-plan objectives.
- A nosepiece for up to four objectives and a large stage are provided as standard.
- The following optional accessories are available: A complete polarisation kit, a phase contrast unit and a dark field unit.
- One of the central features of this variable and simultaneously robust digital microscopes is the stable and precisely adjustable mechanism.

Technical data

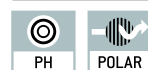
- Eyepieces: WF 10x20 mm
- Objectives: 4x / 10x / 40x / 100x
- Overall dimensions WxDxH 394x185x419 mm
- Net weight approx. 7 kg

Please find detailed information in the following charts.

STANDARD



OPTION































Model	Standard configuration		
	Optical system	Tube	Illumination
KERN OBD 127	Infinity	Binocular	6V / 20W Halogen (transmitting)

Model outfit		Model KERN	Order number	
		OBD 127		
Eyepiece	WF 10x / Ø 20 mm	●●	OBB-A1351	
Infinity E-Plan objectives	4x / 0,10	●	OBB-A1161	
	10x / 0,25	●	OBB-A1159	
	40x / 0,65 (spring)	●	OBB-A1160	
	100x / 1,25 (oil) (spring)	●	OBB-A1158	
	Plan 20x / 0,40	○	OBB-A1250	
	Plan 60x / 0,80 (spring)	○	OBB-A1270	
Digital tube Trinocular (3MP)	<ul style="list-style-type: none"> • 30° inclined, 360° rotatable • Interpupillary distance: 50 – 75 mm • With diopter adjustment (one-sided) • Light distribution: 80:20 • Built-in digital 3MP Camera with ½" CMOS • USB port for PC without extra power supply • With English language software "MicroscopePIC" for Windows XP, 7, Vista 	●	OBB-A1126	
Nosepiece	Quadplex	●		
Mechanical stage	<ul style="list-style-type: none"> • Stage size: WxD 145x140 mm, • Travel: 76x52 mm • Two slide holder 	●		
Condenser	Abbe N.A. 1,25 precentered (aperture diaphragm)	●	OBB-A1103	
Illumination	6V / 20W Halogen (transmitting)	●	OBB-A1204	
Field diaphragm	Field diaphragm	●		
Darkfield unit	N.A. 0,9 (Dry) Usable for 4x - 40x objectives	○	OBB-A1149	
Polarising unit	Analyser / Polariser	○	OBB-A1277	
Independent phase contrast unit (including PH-condenser and PH-slides)	Independent slot with ∞ PH-Plan objective 10x	○	OBB-A1215	
	Independent slot with ∞ PH-Plan objective 20x	○	OBB-A1217	
	Independent slot with ∞ PH-Plan objective 40x	○	OBB-A1219	
	Independent slot with ∞ PH-Plan objective 100x	○	OBB-A1213	
Filter	Blue (built-in)	●	OBB-A1178	

● = Standard configuration

○ = Option

 360°	360° rotatable microscope head	 FL-HB0	Fluorescence illumination for compound microscopes With 100 W mercury lamp and filter	 AUTO ATC	Automatic temperature compensation For measurements between 10 °C and 30 °C
 MONO	Monocular Microscope For the inspection with one eye	 FL-LED	Fluorescence illumination for compound microscopes With 3 W LED illumination and filter	 IP	Protection against dust and water splashes IPxx The type of protection is shown by the pictogram.
 BINO	Binocular Microscope For the inspection with both eyes	 PH	Phase contrast unit For a higher contrast	 BATT	Battery operation Ready for battery operation. The battery type is specified for each device.
 TRINO	Trinocular Microscope For the inspection with both eyes and the additional option for the connection of a camera	 POLAR	Polarising unit To polarise the light	 ACCU	Rechargeable battery pack Rechargeable set.
 ABBE	Abbe Condenser With high numerical aperture for the concentration and the focusing of light	 INFINITY	Infinity system Infinity corrected optical system	 230 V	Mains adapter 230V/50Hz in standard version for EU. On request GB, AUS or USA version.
 HAL	Halogen illumination For pictures bright and rich in contrast	 ZOOM	Zoom magnification For stereomicroscopes	 230 V	Power supply Integrated in balance. 230V/50Hz standard EU. More standards e.g. GB, AUS or USA on request.
 LED	LED illumination Cold, energy saving and especially long-life illumination	 PARALLEL	Parallel optical system For stereomicroscopes, enables fatigue-proof working	 DAYS	Package shipment The time required to manufacture the product internally is shown in days in the pictogram.
 IL	Incident illumination For non-transparent objects	 SCALE	Integrated scale In the eyepiece	 3 YEARS WARRANTY	Warranty The warranty period is shown in the pictogram.
 TL	Transmitting illumination For transparent objects	 USB 2.0	Integrated USB 2.0 digital camera For direct transmitting of the picture to a PC		
 FL	Fluorescence illumination For stereomicroscopes	 USB 3.0	Integrated USB 3.0 digital camera For direct transmitting of the picture to a PC		

Abbreviations

C-Mount	Adapter for the connection of a camera to a trinocular microscope	N.A.	Numerical Aperture	W.D.	Working Distance
H(S)WF	High (Super) Wide Field (Eyepiece with high eye point for wearers of glasses)	SLR Kamera	Single-Lens Reflex camera	WF	Wide Field (Field number up to Ø 22 mm for 10x eyepiece)
LWD	Long Working Distance	SWF	Super Wide Field (Field number at least Ø 23 mm for 10x eyepiece)		

Your KERN specialist dealer: