



USB-cable with micrometer slide



ODC 132



ODC 152

## Microscope cameras for common microscopy applications





























### Features

- These microscope cameras are universal and can be easily connected to the microscope and a PC / laptop via USB.
- The proven CMOS technology provides fast, clear images.
- The attached English-language software provides a good basis for observing, measuring and documenting your work in all common microscopy applications.
- The camera, USB cable, software CD and a stage micrometer for calibration are included in the scope of delivery.
- Additional models are available on request or by going to [www.kern-sohn.com](http://www.kern-sohn.com)

STANDARD



Model	Resolution	USB	Sensor	Sensor size	Colour / Monochrome	Supported operating system	
<b>KERN</b>							
<b>ODC 132</b>	3 MP	2.0	CMOS	1/2"	colour	Win 2000, XP, 7, Vista	
<b>ODC 152</b>	5 MP	2.0	CMOS	1/2,5"	colour	Win 2000, XP, 7, Vista	

 <b>360°</b>	<b>360° rotatable microscope head</b>	 <b>FL-HB0</b>	<b>Fluorescence illumination for compound microscopes</b> With 100 W mercury lamp and filter	 <b>AUTO ATC</b>	<b>Automatic temperature compensation</b> For measurements between 10 °C and 30 °C
 <b>MONO</b>	<b>Monocular Microscope</b> For the inspection with one eye	 <b>FL-LED</b>	<b>Fluorescence illumination for compound microscopes</b> With 3 W LED illumination and filter	 <b>IP</b>	<b>Protection against dust and water splashes IPxx</b> The type of protection is shown by the pictogram.
 <b>BINO</b>	<b>Binocular Microscope</b> For the inspection with both eyes	 <b>PH</b>	<b>Phase contrast unit</b> For a higher contrast	 <b>BATT</b>	<b>Battery operation</b> Ready for battery operation. The battery type is specified for each device.
 <b>TRINO</b>	<b>Trinocular Microscope</b> For the inspection with both eyes and the additional option for the connection of a camera	 <b>POLAR</b>	<b>Polarising unit</b> To polarise the light	 <b>ACCU</b>	<b>Rechargeable battery pack</b> Rechargeable set.
 <b>ABBE</b>	<b>Abbe Condenser</b> With high numerical aperture for the concentration and the focusing of light	 <b>INFINITY</b>	<b>Infinity system</b> Infinity corrected optical system	 <b>230 V</b>	<b>Mains adapter</b> 230V/50Hz in standard version for EU. On request GB, AUS or USA version.
 <b>HAL</b>	<b>Halogen illumination</b> For pictures bright and rich in contrast	 <b>ZOOM</b>	<b>Zoom magnification</b> For stereomicroscopes	 <b>230 V</b>	<b>Power supply</b> Integrated in balance. 230V/50Hz standard EU. More standards e.g. GB, AUS or USA on request.
 <b>LED</b>	<b>LED illumination</b> Cold, energy saving and especially long-life illumination	 <b>PARALLEL</b>	<b>Parallel optical system</b> For stereomicroscopes, enables fatigue-proof working	 <b>DAYS</b>	<b>Package shipment</b> The time required to manufacture the product internally is shown in days in the pictogram.
 <b>IL</b>	<b>Incident illumination</b> For non-transparent objects	 <b>SCALE</b>	<b>Integrated scale</b> In the eyepiece	 <b>3 YEARS WARRANTY</b>	<b>Warranty</b> The warranty period is shown in the pictogram.
 <b>TL</b>	<b>Transmitting illumination</b> For transparent objects	 <b>USB 2.0</b>	<b>Integrated USB 2.0 digital camera</b> For direct transmitting of the picture to a PC		
 <b>FL</b>	<b>Fluorescence illumination</b> For stereomicroscopes	 <b>USB 3.0</b>	<b>Integrated USB 3.0 digital camera</b> For direct transmitting of the picture to a PC		

## Abbreviations

<b>C-Mount</b>	Adapter for the connection of a camera to a trinocular microscope	<b>N.A.</b>	Numerical Aperture	<b>W.D.</b>	Working Distance
<b>H(S)WF</b>	High (Super) Wide Field (Eyepiece with high eye point for wearers of glasses)	<b>SLR Kamera</b>	Single-Lens Reflex camera	<b>WF</b>	Wide Field (Field number up to Ø 22 mm for 10x eyepiece)
<b>LWD</b>	Long Working Distance	<b>SWF</b>	Super Wide Field (Field number at least Ø 23 mm for 10x eyepiece)		

## Your KERN specialist dealer: