



Distance measurement directly in machines or sites with RS-232 interface

### Features

- **Digital sliding calliper with a superior precision** even at high operation speed
- **Easy mounting** to machine tools, conveyer, test stands etc.
- Zeroing, pre-added and pre-reduced length as well as switching the unit can be done manually
- **Data interface RS-232**, standard
- Selectable measuring units: mm, inch

### Technical data

- Dimensions housing WxDxH 77x43x34 mm
- Battery operation, batteries standard (3V CR2032)

### Accessories

- **Interface cable**, SAUTER LB-A01
- Mounting the length measuring device onto a SAUTER test stand at the factory, SAUTER LB-A02































#### STANDARD



#### OPTION



Model	Measuring range [Max] mm	Readout [d] mm	Direction of measurement	Option	
				ISO Calibration Certificate	
				ISO	KERN
SAUTER					
LB 200-2.	200	0,01	vertical	96 1-150	
LB 300-2.	300	0,01	vertical	96 1-150	
LB 500-2.	500	0,01	vertical	96 1-150	

	<b>Adjusting program (CAL):</b> For quick setting of the balance's accuracy. External adjusting weight required.		<b>Data interface Infrared:</b> To transfer data from the balance to a printer, PC or other peripheral devices.		<b>Battery operation:</b> Ready for battery operation. The battery type is specified for each device.
	<b>Calibration block:</b> standard for adjusting or correcting the measuring device.		<b>Control outputs (optocoupler, digital I/O):</b> to connect relays, signal lamps, valves, etc.		<b>Rechargeable battery pack:</b> rechargeable set.
	<b>Peak hold function:</b> capturing a peak value within a measuring process.		<b>Analogue interface:</b> to connect a suitable peripheral device for analogue processing of the measurements.		<b>Mains adapter:</b> 230V/50Hz in standard version for EU. On request GB, AUS or USA version available.
	<b>Scan mode:</b> continuous capture and display of measurements.		<b>Statistics:</b> using the saved values, the device calculates statistical data, such as average value, standard deviation etc.		<b>Power supply:</b> Integrated, 230V/50Hz in EU. More standards e.g. GB, AUS or USA on request.
	<b>Push and Pull:</b> the measuring device can capture tension and compression forces.		<b>PC Software:</b> to transfer the measurements from the device to a PC.		<b>Motorised drive:</b> The mechanical movement is carried out by a motorised drive.
	<b>Length measurement:</b> captures the geometric dimensions of a test object or the movement during a test process.		<b>Printer:</b> a printer can be connected to the device to print out the measurements.		<b>Fast-Move:</b> the total length of travel can be covered by a single lever movement.
	<b>Focus function:</b> increases the measuring accuracy of a device within a defined measuring range.		<b>GLP/ISO record keeping:</b> of measurements with date, time and serial number. Only with SAUTER printers.		<b>ISO Calibration:</b> The time required for ISO calibration is shown in days in the pictogram.
	<b>Internal memory:</b> to save measurements in the device memory.		<b>Measuring units:</b> Weighing units can be switched to e.g. non-metric at the touch of a key. Please refer to website for more details.		<b>Package shipment:</b> The time required for internal shipping preparations is shown in days in the pictogram.
	<b>Data interface RS-232:</b> bidirectional, for connection of printer and PC.		<b>Measuring with tolerance range:</b> Upper and lower limiting can be programmed individually, e.g. for sorting and dosing.		<b>Pallet shipment:</b> The time required for internal shipping preparations is shown in days in the pictogram.
	<b>Data interface USB:</b> To connect the balance to a printer, PC or other peripheral devices.		<b>ZERO:</b> Resets the display to "0".		<b>Warranty:</b> The warranty period is shown in the pictogram.

Your SAUTER specialist dealer: