



Your constant companion - compact and easy to use

## Features

- Ergonomic design for easy handling
- **Data interface RS-232**, included
- **Base plate and calibration foils** included
- Delivered in a hard carrying case
- **Offset-Accur:** This function allows you to adjust the instrument precisely on the locally measured range by a two-point calibration. This results in a superior accuracy of approx. 1 % of the measured value
- Selectable measuring units: µm, mil

## 1 SAUTER TC 1250-0.1FN-CAR:

- Specifically designed for the automobile industry
- **Automatic recognition of measuring mode** (F or N): „point and shoot“
- **Simple and convenient 1-key operation**

## Technical data

- Precision:
  - Standard: 3 % of measured value or  $\pm 2,5 \mu\text{m}$
  - Offset-Accur: 1 % of measured value or  $\pm 1 \mu\text{m}$
- Minimal base thickness: 0,3 mm
- Dimensions LxWxH 131x65x28 mm
- Battery operation, batteries standard (4 x 1.5 V AAA)
- Net weight approx. 81 g

## Accessories

- **Software** (interface cable included), SAUTER ATC-01
- **Calibration foils** for increased measuring accuracy (covers the range from 20 up to 2000 µm, with < 3 % tolerance), SAUTER ATB-US07































### STANDARD



### OPTION



Model	Measuring range [Max] µm	Readout [d] µm	Test object	Smallest sample surface (radius) mm	Option ISO Calibration Certificate	
					ISO KERN	
SAUTER TC 1250-0.1F.	100   1250	0,1   1	Coatings on steel and iron (F)	F: Convex: 1,5 Concave: 25  N: Convex: 3 Concave: 50	961-110	
TC 1250-0.1N.	100   1250	0,1   1	Insulating coatings on non-magnetic metals (N)		961-110	
TC 1250-0.1FN.	100   1250	0,1   1	Combination instrument: F / N		961-112	
TC 1250-0.1FN-CAR.	100   1250	0,1   1	Combination instrument: F / N		961-112	

	<b>Adjusting program (CAL):</b> For quick setting of the balance's accuracy. External adjusting weight required.		<b>Data interface Infrared:</b> To transfer data from the balance to a printer, PC or other peripheral devices.		<b>Battery operation:</b> Ready for battery operation. The battery type is specified for each device.
	<b>Calibration block:</b> standard for adjusting or correcting the measuring device.		<b>Control outputs (optocoupler, digital I/O):</b> to connect relays, signal lamps, valves, etc.		<b>Rechargeable battery pack:</b> rechargeable set.
	<b>Peak hold function:</b> capturing a peak value within a measuring process.		<b>Analogue interface:</b> to connect a suitable peripheral device for analogue processing of the measurements.		<b>Mains adapter:</b> 230V/50Hz in standard version for EU. On request GB, AUS or USA version available.
	<b>Scan mode:</b> continuous capture and display of measurements.		<b>Statistics:</b> using the saved values, the device calculates statistical data, such as average value, standard deviation etc.		<b>Power supply:</b> Integrated, 230V/50Hz in EU. More standards e.g. GB, AUS or USA on request.
	<b>Push and Pull:</b> the measuring device can capture tension and compression forces.		<b>PC Software:</b> to transfer the measurements from the device to a PC.		<b>Motorised drive:</b> The mechanical movement is carried out by a motorised drive.
	<b>Length measurement:</b> captures the geometric dimensions of a test object or the movement during a test process.		<b>Printer:</b> a printer can be connected to the device to print out the measurements.		<b>Fast-Move:</b> the total length of travel can be covered by a single lever movement.
	<b>Focus function:</b> increases the measuring accuracy of a device within a defined measuring range.		<b>GLP/ISO record keeping:</b> of measurements with date, time and serial number. Only with SAUTER printers.		<b>ISO Calibration:</b> The time required for ISO calibration is shown in days in the pictogram.
	<b>Internal memory:</b> to save measurements in the device memory.		<b>Measuring units:</b> Weighing units can be switched to e.g. non-metric at the touch of a key. Please refer to website for more details.		<b>Package shipment:</b> The time required for internal shipping preparations is shown in days in the pictogram.
	<b>Data interface RS-232:</b> bidirectional, for connection of printer and PC.		<b>Measuring with tolerance range:</b> Upper and lower limiting can be programmed individually, e.g. for sorting and dosing.		<b>Pallet shipment:</b> The time required for internal shipping preparations is shown in days in the pictogram.
	<b>Data interface USB:</b> To connect the balance to a printer, PC or other peripheral devices.		<b>ZERO:</b> Resets the display to "0".		<b>Warranty:</b> The warranty period is shown in the pictogram.

Your SAUTER specialist dealer: