



Mechanical force gauge for measuring push and pull forces with peak hold function

Features

- **Dual scale:** shows Newton and kg
- **Turnable display** unit for an easy adjustment of the instrument
- **Peak hold function** by drag pointer
- Can be mounted on all manual test stands
- Zeroing by a short push of the switch
- **1** Delivered in a hard carrying case
- **2** Standard attachments: as shown below, extension rod: 90 mm

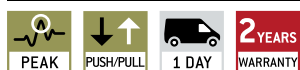
Technical data

- Precision: 1 % of [Max]
- Dimensions WxDxH 355x58x59 mm
- Thread: M6
- Net weight approx. 0,617 kg

Accessories

- **Standard attachments,** SAUTER AC 43
- Further accessory see www.sauter.eu and page 21 et seqq.































STANDARD



OPTION



Model	Measuring range [Max] N	Readout [d] N	Option ISO Calibration Certificate			
			Tension		Compression	
			ISO KERN		ISO KERN	
SAUTER						
FA 10.	10	0,05	961-161		961-261	
FA 20.	20	0,1	961-161		961-261	
FA 30.	30	0,2	961-161		961-261	
FA 50.	50	0,25	961-161		961-261	
FA 100.	100	0,5	961-161		961-261	
FA 200.	200	1	961-161		961-261	
FA 300.	300	2	961-161		961-261	
FA 500.	500	2,5	961-161		961-261	

	Adjusting program (CAL): For quick setting of the balance's accuracy. External adjusting weight required.		Data interface Infrared: To transfer data from the balance to a printer, PC or other peripheral devices.		Battery operation: Ready for battery operation. The battery type is specified for each device.
	Calibration block: standard for adjusting or correcting the measuring device.		Control outputs (optocoupler, digital I/O): to connect relays, signal lamps, valves, etc.		Rechargeable battery pack: rechargeable set.
	Peak hold function: capturing a peak value within a measuring process.		Analogue interface: to connect a suitable peripheral device for analogue processing of the measurements.		Mains adapter: 230V/50Hz in standard version for EU. On request GB, AUS or USA version available.
	Scan mode: continuous capture and display of measurements.		Statistics: using the saved values, the device calculates statistical data, such as average value, standard deviation etc.		Power supply: Integrated, 230V/50Hz in EU. More standards e.g. GB, AUS or USA on request.
	Push and Pull: the measuring device can capture tension and compression forces.		PC Software: to transfer the measurements from the device to a PC.		Motorised drive: The mechanical movement is carried out by a motorised drive.
	Length measurement: captures the geometric dimensions of a test object or the movement during a test process.		Printer: a printer can be connected to the device to print out the measurements.		Fast-Move: the total length of travel can be covered by a single lever movement.
	Focus function: increases the measuring accuracy of a device within a defined measuring range.		GLP/ISO record keeping: of measurements with date, time and serial number. Only with SAUTER printers.		ISO Calibration: The time required for ISO calibration is shown in days in the pictogram.
	Internal memory: to save measurements in the device memory.		Measuring units: Weighing units can be switched to e.g. non-metric at the touch of a key. Please refer to website for more details.		Package shipment: The time required for internal shipping preparations is shown in days in the pictogram.
	Data interface RS-232: bidirectional, for connection of printer and PC.		Measuring with tolerance range: Upper and lower limiting can be programmed individually, e.g. for sorting and dosing.		Pallet shipment: The time required for internal shipping preparations is shown in days in the pictogram.
	Data interface USB: To connect the balance to a printer, PC or other peripheral devices.		ZERO: Resets the display to "0".		Warranty: The warranty period is shown in the pictogram.

Your SAUTER specialist dealer: